

Building a Deck: Your Ultimate Guide

If you're considering building a deck in Portland, you're in the right place. Discover the essential steps, key factors, and design ideas to create the perfect outdoor living space for your home.

PE by Pacific Exteriors NW



Planning and Permits

1

Local Regulations

Understand the specific building codes and regulations in Portland for deck construction. This will impact the design and permit process.

2

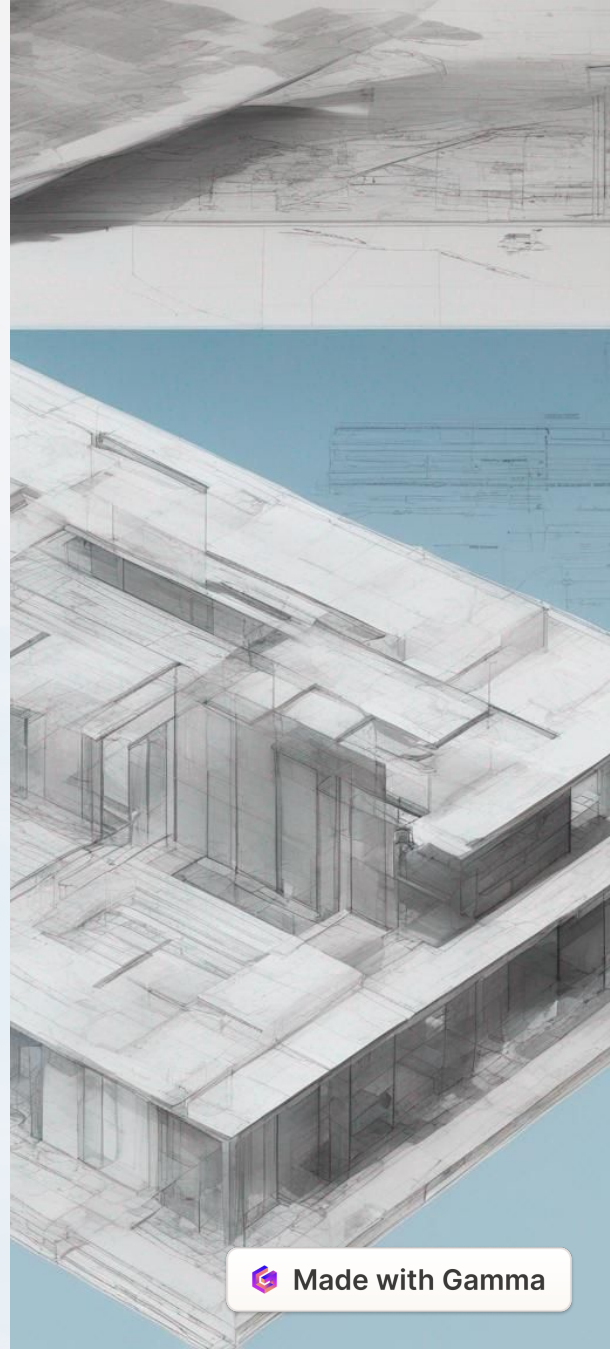
Deck Layout

Decide on the size, shape, and placement of your deck. Consider factors such as sun exposure, privacy, and proximity to the house.

3

Permit Process


Navigate the permit application process efficiently to ensure compliance with local regulations. This step is crucial before starting any construction.



Materials and Design

Wood

Explore the various wood options, such as cedar, redwood, or tropical hardwoods, for durability and natural aesthetic appeal.



Composite

Consider low-maintenance composite decking materials for longevity and resistance to rot, mold, and insects.



Design Elements

Discover design options, including railing styles, built-in seating, and lighting, to enhance the functionality and visual appeal of your deck.



Construction Process

1

Site Preparation

Clear the area, level the ground, and mark out the deck layout, ensuring proper drainage and stability.

2

Frame Installation

Build the framework using pressure-treated lumber, following precise measurements and structural guidelines.

3

Decking Installation

Install the decking boards, ensuring proper spacing and fastening methods for a sturdy and appealing surface.





Maintenance and Care

1 Cleaning

Regularly clean the deck to prevent mold, mildew, and debris buildup, maintaining its appearance and structural integrity.

2 Sealing and Staining

Apply sealant and stain to protect the wood or maintain the color and finish of your composite decking.

3 Inspections

Schedule annual inspections to identify any issues early and ensure the safety and longevity of your deck.



Sustainable Decking Options

Recycled Materials

Consider decks made from environmentally friendly recycled materials, such as composite boards created from recycled plastics and wood fibers.

Sustainable Wood Sourcing

Opt for responsibly sourced wood products to support sustainable forestry and conservation efforts.

Energy-Efficient Lighting

Utilize energy-efficient lighting options to minimize environmental impact and reduce energy consumption.

Deck Safety Tips

1 Regular Inspections

Conduct routine inspections to check for structural integrity, loose fasteners, and any signs of deterioration.

3 Railings and Lighting

Ensure secure and sturdy railings and well-lit areas to provide a safe and enjoyable outdoor space.

2 Slip-Resistance

Choose slip-resistant materials and products to enhance safety, especially in rainy or wet conditions.



Adding Personal Touches

1

Decor and Furnishings

Enhance your deck with comfortable outdoor furniture, decorative accents, and vibrant planters.

2

Outdoor Cooking

Create an outdoor kitchen or grilling area to elevate your deck into an ideal space for entertaining.

3

Cozy Décor

Add cozy elements like outdoor rugs, throw pillows, and blankets for a welcoming and relaxed atmosphere.


CONTACT US:

12901 SE Bluff Rd, Sandy, Oregon, 97055, United States

503-953-0419

<https://pacificexteriorsnw.com/>

Mon to sun 6:00 am to 11:00 PM



**Pacific
Exteriors NW**

